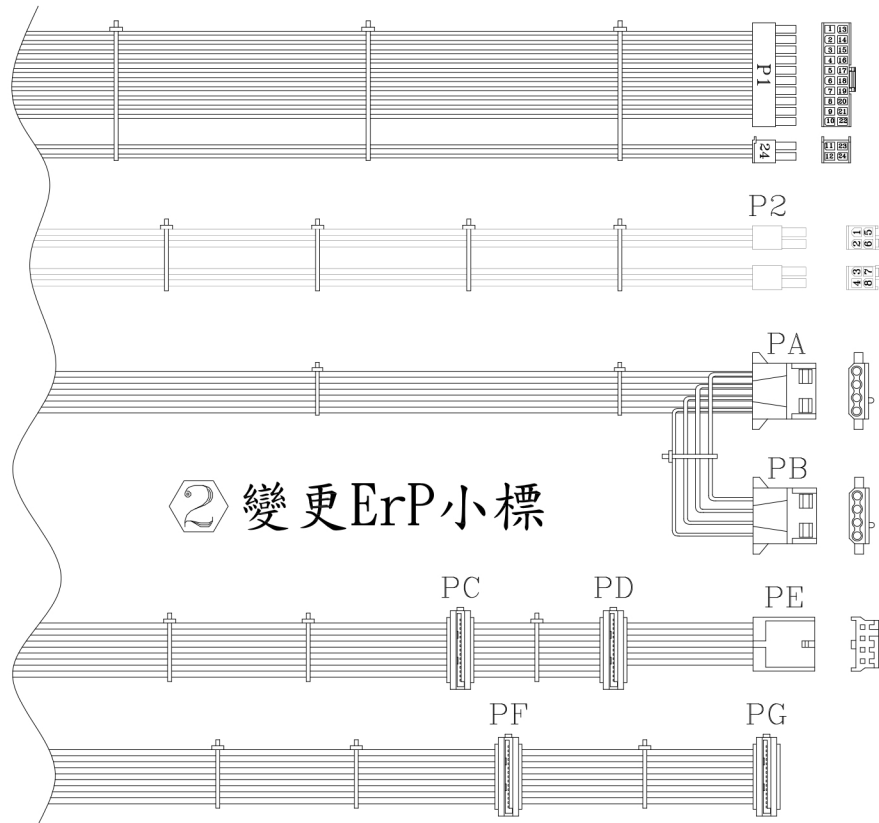
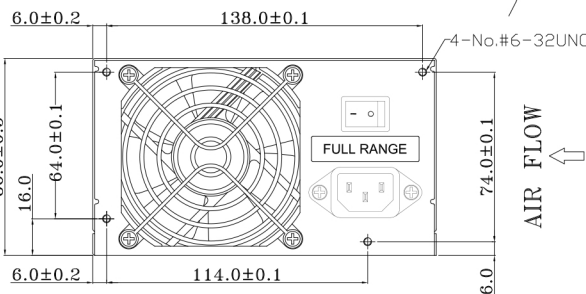
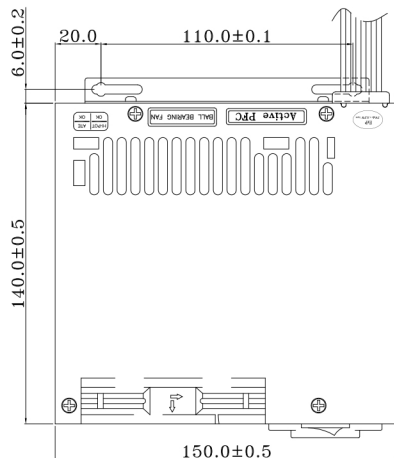
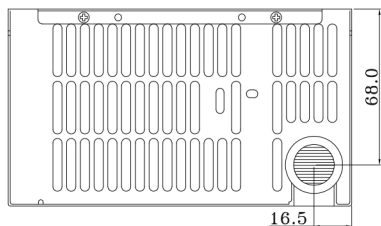



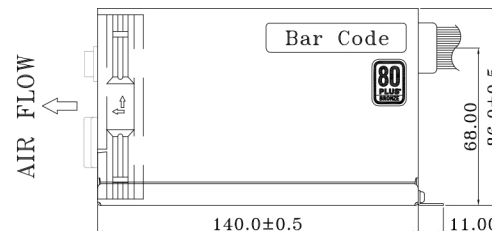
REF. ID.	PIN NO.	SIGNAL	WIRE COLOR	GAUGE	CONNECTOR TYPE	CABLE LENGTH
P1 24	1	+3.3VDC	ORANGE	20	JWT	650±20mm
	2	+3.3VDC	ORANGE	20	C4202H02	
	3	COM	BLACK	20	-A20P+	
	4	+5VDC	RED	20	C4202H02	
	5	COM	BLACK	20	-A4P+	
	6	+5VDC	RED	20	OR EQUIV	
	7	COM	BLACK	20		
	8	PW-ON	GRAY	22		
	9	+5VsB	PURPLE	20		
	10	+12V2	YELLOW	20		
	11	+12V2	YELLOW	20		
	12	+3.3VDC	ORANGE	20		
	13	+3.3VDC	ORANGE	20		
	14	+3.3VsSense	BROWN	22		
	15	-12VDC	BLUE	22		
	16	COM	BLACK	20		
	17	PS-ON	GREEN	22		
	18	COM	BLACK	20		
	19	COM	BLACK	20		
	20	-5VDC	WHITE	22		
	21	+5VDC	RED	20		
	22	+5VDC	RED	20		
	23	+5VDC	RED	20		
	24	COM	BLACK	20		
P2 8	1	COM	BLACK	20	WST	800±20mm
	2	COM	BLACK	20	P4-142002	
	3	COM	BLACK	20	K3B+	
	4	COM	BLACK	20	P4-142002	
	5	+12V1	Yel/Black	20	K4B	
	6	+12V1	Yel/Black	20	OR EQUIV	
	7	+12V1	Yel/Black	20		
	8	+12V1	Yel/Black	20		
PA 4	1	+12V2	YELLOW	20	AMP	550±15mm
	2	COM	BLACK	20	1-480424-0	
	3	COM	BLACK	20	or EQUIV.	
	4	+5V	RED	20		
PB 4	1	+12V2	YELLOW	20	AMP	70±10mm
	2	COM	BLACK	20	1-480424-0	
	3	COM	BLACK	20	or EQUIV.	
	4	+5V	RED	20		
PC PF 4	1	+3.3VDC	ORANGE	20	CL1271HS0	550±15mm
	2	COM	BLACK	20	-15P	
	3	+5V	RED	20	or EQUIV.	
	4	COM	BLACK	20		
PE 4	1	+5V	RED	20	AMP	50±10mm
	2	COM	BLACK	20	171822-4	
	3	COM	BLACK	20	or EQUIV.	
	4	+12V2	YELLOW	20		
PD PG 5	1	+3.3VDC	ORANGE	20	CL1271HS0	70±15mm
	2	COM	BLACK	20	-15P	
	3	+5V	RED	20	or EQUIV.	
	4	COM	BLACK	20		
	5	+12V2	YELLOW	20		



② 變更ErP小標



AIR FLOW →



AIR FLOW ←

P/N.:9PA300DG13

NOTE:

- ALL THE LENGTH OF OUTPUT WIRES EXCLUDE HOUSING.
- 產地標籤依業務指示加貼.

UNIT:mm

MODEL NO. : FSP300-70PFL(F66002)		TITLE: ASSY		SHEET: 1 OF 1		REV:02	
R&D(2)		PE		DRAWN		DATE	
				樂家龍		JUN.19.2013	
INTERIOR COUNTERSIGN:							