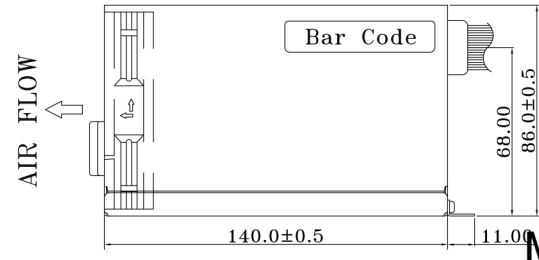
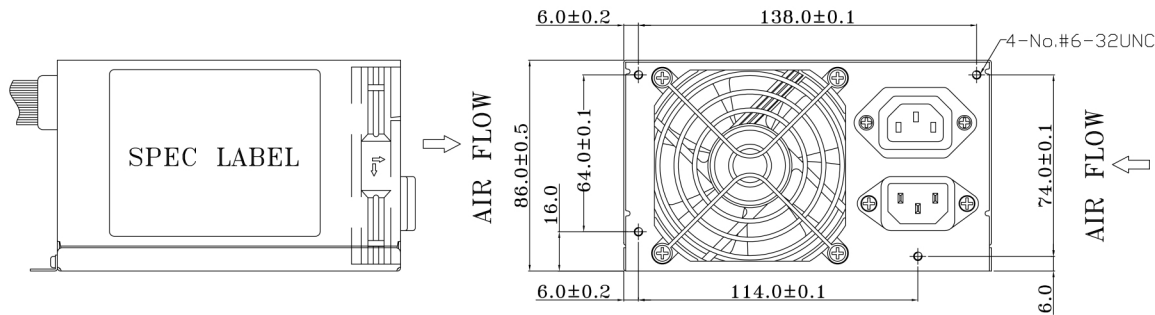
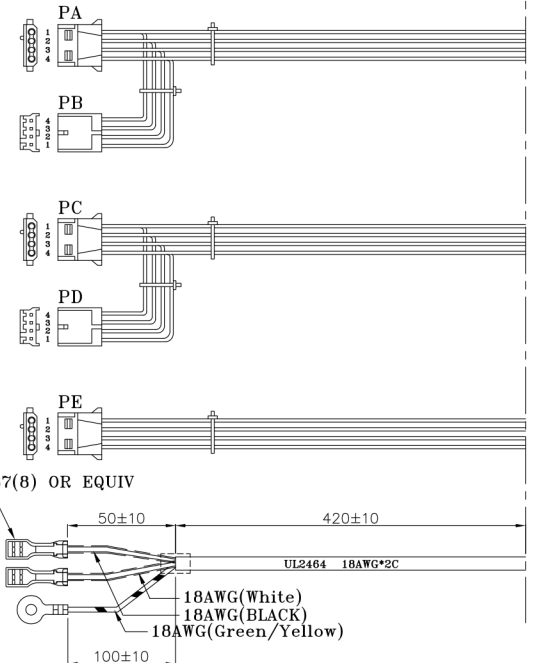
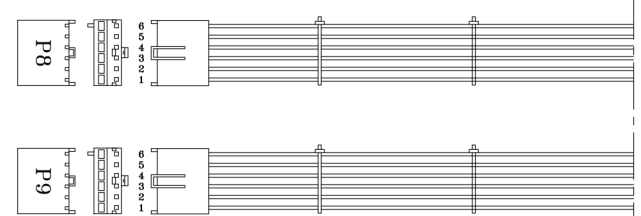
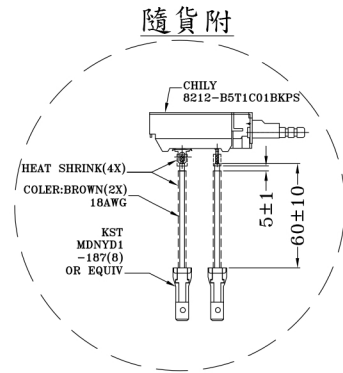
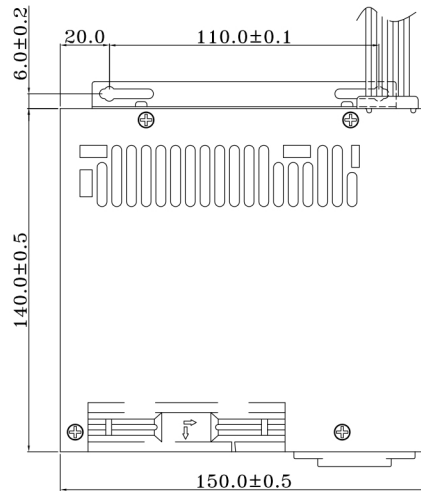
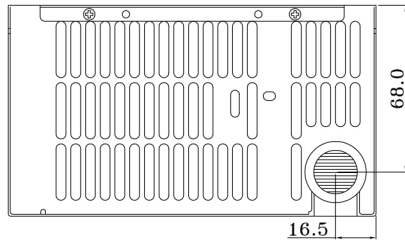


REF. ID.	PIN NO.	SIGNAL	WIRE COLOR	GAUGE	CONNECTOR TYPE	CABLE LENGTH
P8	1	PW-OK	WHITE	24	MOLEX 90331 OR EQUIV	500±15mm
	2	+5VDC	RED	18		
	3	+12V	YELLOW	18		
	4	-12VDC	BROWN	24		
	5	COM	BLACK	18		
	6	COM	BLACK	18		
P9	1	COM	BLACK	18	MOLEX 90331 OR EQUIV	500±15mm
	2	COM	BLACK	18		
	3	-5VDC	BLUE	24		
	4	+5VDC	RED	18		
	5	+5VDC	RED	18		
	6	+5VDC	RED	18		
PA	1	+12V	YELLOW	18	AMP 1-480424-0 OR EQUIV.	330±15mm
	2	COM	BLACK	18		
	3	COM	BLACK	18		
	4	+5V	RED	18		
PB	1	+5V	RED	22	AMP 171822-4 OR EQUIV.	155±10mm
	2	COM	BLACK	22		
	3	COM	BLACK	22		
	4	+12V	YELLOW	22		
PC	1	+12V	YELLOW	18	AMP 1-480424-0 OR EQUIV.	330±15mm
	2	COM	BLACK	18		
	3	COM	BLACK	18		
	4	+5V	RED	18		
PD	1	+5V	RED	22	AMP 171822-4 OR EQUIV.	155±10mm
	2	COM	BLACK	22		
	3	COM	BLACK	22		
	4	+12V	YELLOW	22		
PE	1	+12V	YELLOW	18	AMP 1-480424-0 OR EQUIV.	330±15mm
	2	COM	BLACK	18		
	3	COM	BLACK	18		
	4	+5V	RED	18		



FSP研發部
105.11.18
暫用文件

MAS-9PA160505-04
P/N.:9PA300AV**

NOTE:

1. ALL THE LENGTH OF OUTPUT WIRES EXCLUDE HOUSING.



MODEL NO. : FSP300-40PFB	TITLE: ASSY	SHEET: 1 OF 1	REV:01
R&D(2)	PE	DRAWN	DATE
(71.4)		周書宇	NOV.18.2016
INTERIOR COUNTERSIGN:			