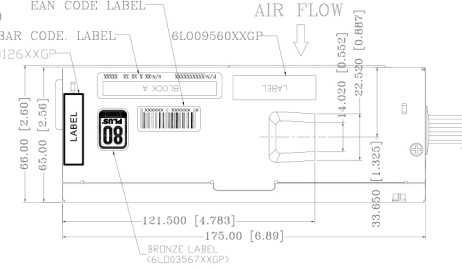
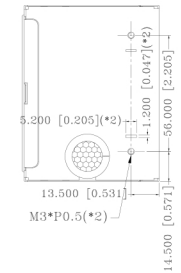
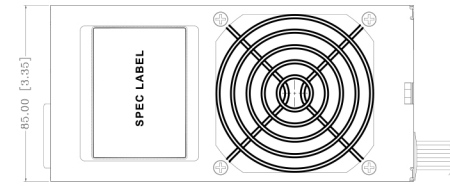
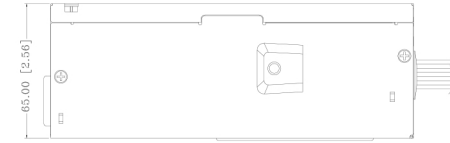
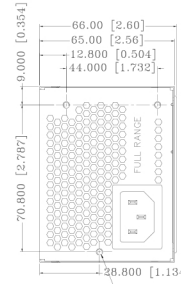
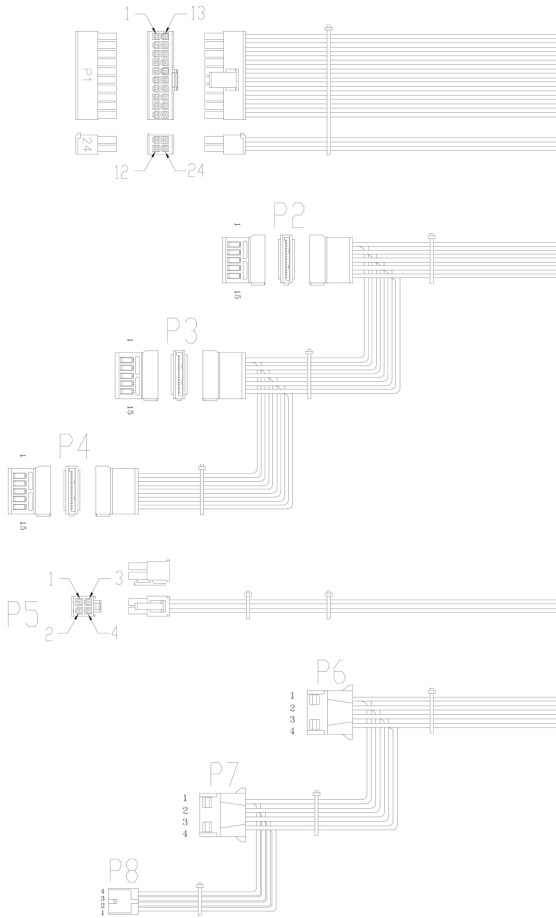


REF. ID	PIN NO.	SIGNAL	WIRE COLOR	GAUGE	CONNECTOR TYPE	CABLE LENGTH			
P1 /24	1	+3.3VDC	ORANGE	20	WST P80-142008K1HD +P4-142008K1HD or EQUIV.	400 \pm_{-10}^{+20} mm			
	2	+3.3VDC	ORANGE	20					
	3	COM	BLACK	18					
	4	+5VDC	RED	20					
	5	COM	BLACK	18					
	6	+5VDC	RED	20					
	7	COM	BLACK	18					
	8	PW-OK	GRAY	24					
	9	+5Vsb	PURPLE	20					
	10	+12V1	YELLOW	18					
	11	+12V1	YELLOW	18					
	12	+3.3VDC	ORANGE	20					
	13	+3.3VDC	ORANGE	20					
	13	+3.3Vsense	BROWN	24					
	14	-12VDC	BLUE	24					
	15	COM	BLACK	18					
	16	PS-ON	GREEN	24					
	17	COM	BLACK	18					
	18	COM	BLACK	18					
	19	COM	BLACK	18					
	20								
	P2	1	+3.3V	ORANGE			18	MOLEX SD-67582-001 or EQUIV.	320 \pm_{-10}^{+20} mm
		2	COM	BLACK			18		
		3	+5V	RED			18		
4		COM	BLACK	18					
5		+12V1	YELLOW	18					
P3	1	+3.3V	ORANGE	20	MOLEX SD-67582-001 or EQUIV.	150±10mm			
	2	COM	BLACK	20					
P4	3	+5V	RED	20	MOLEX SD-67582-001 or EQUIV.	150±10mm			
	4	COM	BLACK	20					
P5	1	+12V1	YELLOW	20	MOLEX 39-01-2040 or EQUIV.	550 \pm_{-10}^{+20} mm			
	2	COM	BLACK	18					
	3	+12V2	YEL/BLK	18					
P6	1	+12V2	YEL/BLK	18	AMP 1-480424-0 or EQUIV.	320 \pm_{-10}^{+20} mm			
	2	COM	BLACK	20					
	3	COM	BLACK	20					
P7	1	+5V	RED	20	AMP 1-480424-0 or EQUIV.	150±10mm			
	2	COM	BLACK	20					
	3	COM	BLACK	20					
P8	1	+5V	RED	24	AMP 171822-4 or EQUIV.	150±10mm			
	2	COM	BLACK	24					
	3	COM	BLACK	24					



NOTES:
 1. ALL THE LENGTH OF OUTPUT WIRES EXCLUDE HOUSING.
 2. 產地標籤依業務指示加貼.
 3. 公差: .XX=±0.5 [0.02]、.XXX=±0.25 [0.01].

UNIT:mm [inch]

P/N.:9PA300CZ21

MODEL NO. :FSP300-60GHT.(B5)F.(F04003)		TITLE: ASSY		SHEET: 1 OF 1		REV:01
R&D(8)	PE	DRAWN	DATE			
			MAY.20.2016			