

10 W, 24 V Din Rail

Input:	85 - 264 VAC, 47 - 63 Hz or 120 - 370 VDC
Output:	see Table
Output Power:	10 - 100 W

Input

Input Range:	85 - 264 VAC or 120 - 370 VDC automatically
Frequency:	47 - 63 Hz
Power Factor:	Meets EN61000-3-2, EN61000-3-3

Output

Output Voltage Range:	see Table
Hold-up Time:	20 ms Full Load, 230 VAC
Ripple/Noise:	< 1 % of Output Voltage
Output Power:	Max. 110 - 145 % above Peak Rating
Protections (Auto Recover):	Overload protected by > 110 % Output Current, OTP, OVP

Safety, EMC

CE Compliance with Low-Voltage Directive 2014/35/EU
 EMC Directive Compliance with 2014/30/EU
 Safety Compliance with UL508, UL60950-1, EN60950-1
 Case Material VO, RoHS

Environmental

Operating Temperature:	-20°C - 70°C ambient (derating from 50°C - 70°C)
Electromagnetic Susceptibility:	meet IEC 801, -2, -3, -4, -5,-6, Level 3
Humidity:	Non-Condensing 5 - 95 %
Storage Temperature:	-25°C - 85°C
Altitude:	3000 m
MTBF demonstrated:	> 350.000 hrs at full Load at 25°C ambient Conditions

Installation

Mounting at DIN RAIL TS 35/7.5 or TS 35/15 Vertical
 N, L and DC Terminal: Cable in 0.15 - 2.5 mm², 300 VAC

Special Features

- Profile following to IEC439-1 for
- Low-Voltage Switchgear and Controlgear
- Parallel and Serial Function
- -20°C - 70°C Operation Ambience
- Convection Cooled
- IP30 double Insulation
- 5 Years Warranty

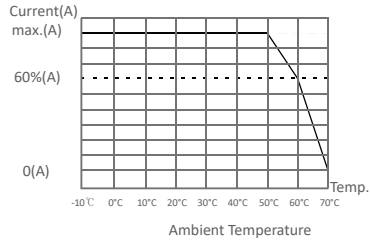
Key Applications

- Buildingautomation
- Alarms and Security
- LED Lighting
- Environment Control Systems

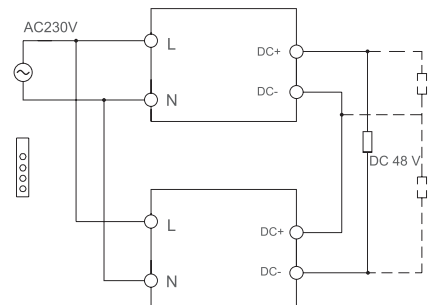
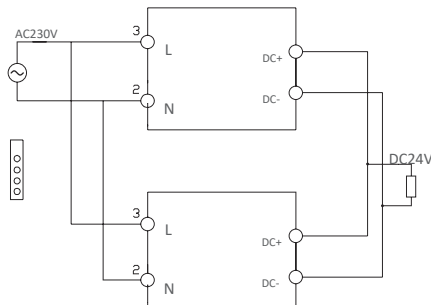


Deratings

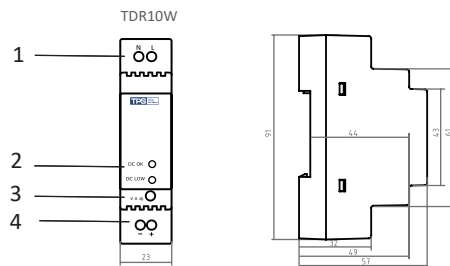
TDR10-Series



Parallel and Serial Function Application



Mechanical Drawing, Terminal Block and LED Indicator



1. N,L Input Terminal for 90-264VAC
2. LED Indicator for DC-OK, DC-LOW
3. DC-Output Adjust
4. DC-Output Terminal

Ordering Information

Article No.	Article Name	Voltage (V)	Current (A)	Power (W)	Efficiency
901003411 / 42118	TPS010-DR1S12	12 - 15	0,83	10	80 %
901003412 / 42079	TPS010-DR1S24	24 - 28	0,42	10	80 %
901003511 / 42119	TPS030-DR1S12	12 - 15	2,5	30	83 %
901003512 / 42080	TPS030-DR1S24	24 - 28	1,25	30	84 %
901003611 / 42120	TPS060-DR1S12	12 - 15	4,5	54	86 %
901003612 / 42081	TPS060-DR1S24	24 - 28	2,5	60	86 %
901003711 / 42121	TPS100-DR1S12	12 - 15	6	72	86 %
901003712 / 42082	TPS100-DR1S24	24 - 28	4,2	100	88 %